



Nexadyne 6

Tom/Snare Drum Microphone

Shure Nexadyne 6 tom/snare drum microphone manual (Model: NXN6). Find specifications, including frequency response, setup, and more about Revonic technology.

Version: 0.1 (2025-A)

Table of Contents

Nexadyne 6 Tom/Snare Drum Microphone	3	Load Impedance	6
About the Nexadyne™ 6	3	Additional Resources	6
What is Revonic Transducer Technology?	3	About Revonic Technology	7
Set Up the Nexadyne 6	3	Important Safety Instructions for Passive Microphones	7
Nexadyne 6 Specifications	5	SAFETY PRECAUTIONS	7
Microphone and Furnished Accessories	6	Environmental Regulatory Information	7
		Certifications	8

Nexadyne 6 Tom/Snare Drum Microphone

About the Nexadyne™ 6

The Nexadyne 6 Tom/Snare Microphone is a supercardioid dynamic microphone for professional performance. The Nexadyne 6 is designed to minimize bleed and isolate the full sound of tom and snare drums via patented Shure Revonic™ dual-engine transducer technology.

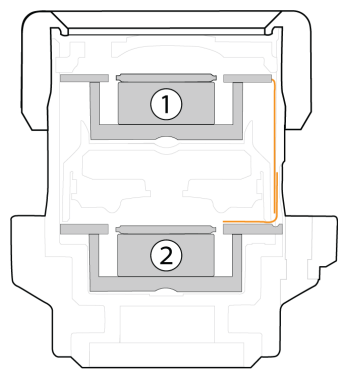
With two precisely calibrated transducers working together to achieve optimal performance, this microphone combines state-of-the-art acoustic signal processing, exceptional supercardioid polar pattern linearity, and mechanical noise reduction.

Built with the consistency, durability, and performance that only Shure can provide, the Nexadyne 6 comes with the new AD6 Drum Mount and a zipper pouch.

What is Revonic Transducer Technology?

Revonic Technology uses two matched transducers to improve microphone performance. The transducers—mechanically identical and electrically out of phase—cancel out unwanted vibrations and provide vivid clarity. Revonic transducers provide several benefits:

- **Minimized mechanical and handling noise.**
- **Consistent polar pattern, strong off-axis rejection, and reduced stage bleed.** Your sound can cut through the mix.
- **Authentic, acoustically tuned output** that requires less external EQ and signal processing.



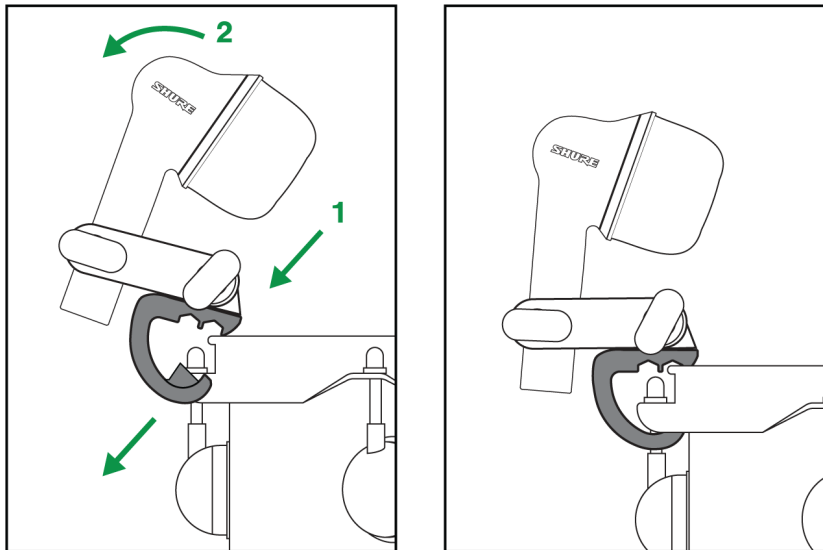
1. The top transducer captures acoustical signal with increased isolation and clarity.
2. The bottom transducer is wired to the top for more controlled polar pattern and cancellation of mechanical noise.

Set Up the Nexadyne 6

Clip the Microphone to the Drum

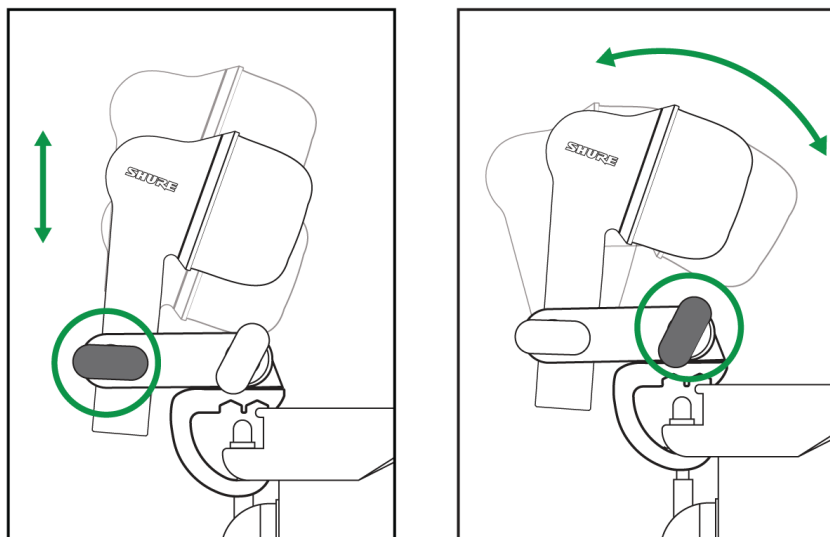
1. Hook the top of the drum mount on the drum rim.
2. Pull the microphone backwards and downwards until the mount clicks into place on the bottom of the rim.

Note: You can also clip the drum mount from the bottom to the top.



Position the Mic

Angle the microphone toward the drum head. Adjust the clip as needed and secure it tightly.



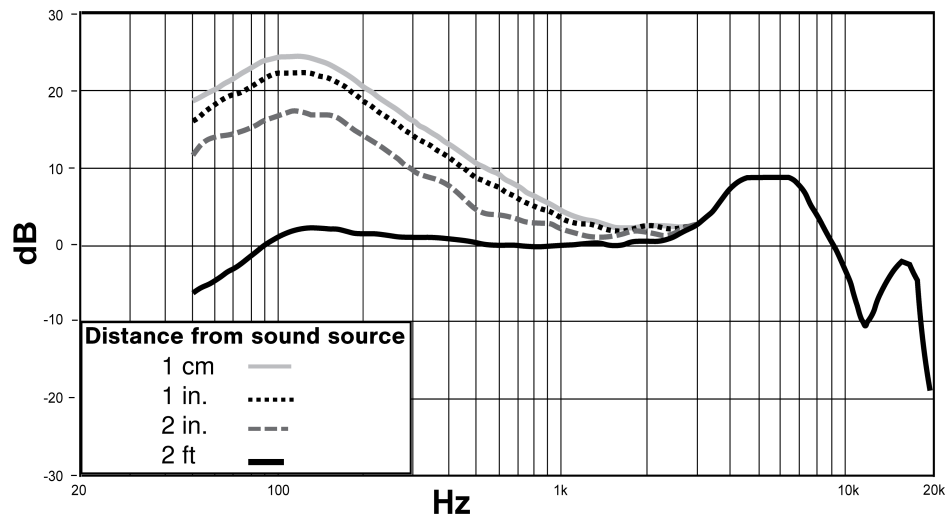
Tips

- Test your placement. Listen and experiment with the angle and placement of the mic until you find the sound you want.

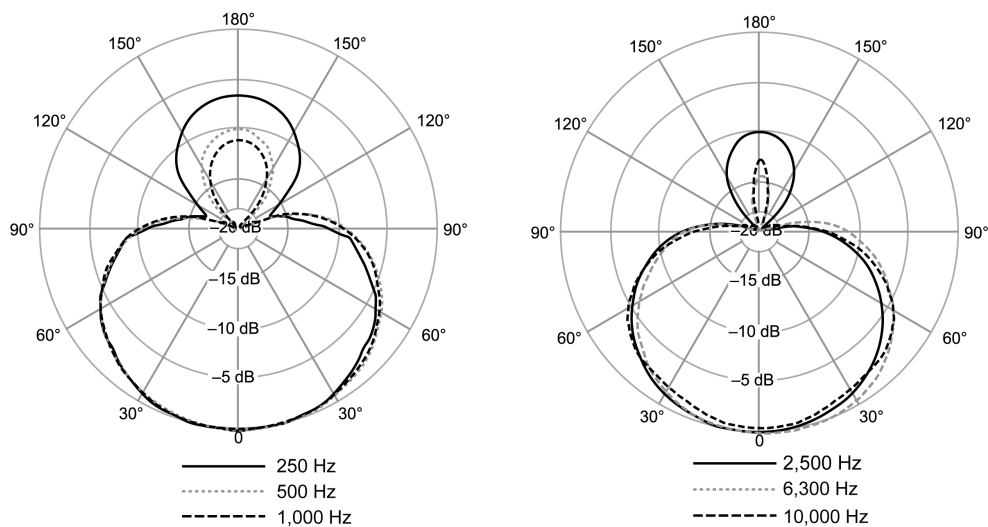
- For more attack, aim the mic toward the center of the drum head.
- For more resonance, aim the mic toward the drum's rim.

Nexadyne 6 Specifications

Frequency Response



Polar Pattern



Transducer Type

Dynamic (moving coil) with secondary vibration-cancelling dynamic transducer

Polar Pattern

Supercardioid

Frequency Response

50 Hz–16 kHz

Output Impedance

at 1 kHz

335 Ω

Sensitivity

open circuit voltage, @ 1 kHz, typical

–60.5 dBV/Pa (0.94 mV/Pa) [1]

Polarity

Positive pressure on diaphragm produces positive voltage on pin 2 with respect to pin 3.

Weight

246 g (0.54 lbs.)

Connector

Three-pin professional audio (XLR), male

Housing

Die-cast zinc with black paint

[1] 1 Pa=94 dB SPL

Microphone and Furnished Accessories

SKU	Product
NXN6	Nexadyne 6 dynamic supercardioid tom/snare drum microphone
NXN6-3PK	Set of 3 Nexadyne 6 dynamic supercardioid tom/snare microphones
A6D	Drum mount
95D2313	Zippered bag

Load Impedance

For the microphone's signal to transfer well, the load/input impedance of your preamplifier should be at least 1000 Ω . Most modern microphone preamplifiers meet this requirement.

Additional Resources



- [Shure Knowledge Base FAQs](#)
- [Shure Performance & Production YouTube channel](#)
- [Shure Creators YouTube channel](#)

About Revonic Technology

Important Safety Instructions for Passive Microphones

SAFETY PRECAUTIONS

Before using this product, please read and save the enclosed warnings and safety instructions.

	<p>WARNING: Ignoring these warnings may cause severe injury or death as a result of incorrect operation.</p> <p>If water or other foreign objects enter the inside of the device, fire or electric shock may result. Do not attempt to modify this product. Doing so could result in personal injury and/or product failure.</p>
	<p>CAUTION: Ignoring these cautions may cause moderate injury or property damage as a result of incorrect operation.</p> <p>Never disassemble or modify the device, as failures may result. Do not subject to extreme force and do not pull on the cable or failures may result. Keep the microphone dry and avoid exposure to extreme temperatures and humidity.</p>

Environmental Regulatory Information

Waste Electrical and Electronic Equipment (WEEE) Directive



In the European Union and the United Kingdom, this label indicates that this product should not be disposed of with household waste. It should be deposited at an appropriate facility to enable recovery and recycling.

Registration, Evaluation, Authorization of Chemicals (REACH) Directive

REACH (Registration, Evaluation, Authorization of Chemicals) is the European Union (EU) and the United Kingdom (UK) chemical substances regulatory framework. Information on substances of very high concern contained in Shure products in a concentration above 0.1% weight over weight (w/w) is available upon request.

Recycling Information

Please consider the environment, electric products and packaging are part of regional recycling schemes and do not belong to regular household waste.

Certifications

CE Notice

Hereby, Shure Incorporated declares that this product with CE Marking has been determined to be in compliance with European Union requirements.

The full text of the EU declaration of conformity is available at the following site: <https://www.shure.com/en-EU/support/declarations-of-conformity>.

UKCA Notice

Hereby, Shure Incorporated declares that this product with UKCA Marking has been determined to be in compliance with UK-CA requirements.

The full text of the UK declaration of conformity is available at the following site: <https://www.shure.com/en-GB/support/declarations-of-conformity>.



EU Class A Warning

This is a Class A product. In a domestic environment this product may cause radio interference in which case the user may be required to take adequate measures.